




Universal Density Set KERN YDB-03


Technical data


Universal density set for precise and convenient density determination of liquids and solids $\leq/\geq 1$. Suitable for all current KERN analytical balances. Scope of delivery: Beaker ($\varnothing \times H$ 84×113 mm), thermometer, sample holder, adapter, equalising weights, volume plummet (stainless steel, 20 g), universal submersible basket for solid bodies which float and sink. The wire of the submersible basket has a diameter of 0.5 mm and therefore complies with the requirements of DIN EN ISO 1183-1 (test methods for the determination of density of non-foamed plastics)


Optional:


Density determination of the volume plummet, DAkkS calibration certificate with all data relating to the density and volume, KERN 962-335V


Internal adjusting
 Quick setting up of the balance's accuracy with internal adjusting weight (motordriven)


Adjusting program CAL
 For quick setting up of the balance's accuracy. External adjusting weight required


EasyTouch
 Suitable for the connection, data transmission and control through PC or tablet


Memory
 Balance memory capacity, e.g. for article data, weighing data, tare weights, PLU etc.


Alibi memory
 Secure, electronic archiving of weighing results, complying with the 2014/31/EU standard.


KERN Universal Port (KUP)
 allows the connection of external KUP interface adapters, e.g. RS-232, RS-485, SB, Bluetooth, WIFI, Analogue, Ethernet etc. for the exchange of data and control commands, without installation effort


RS-232 Data interface
 To connect the balance to a printer, PC or network


RS-485 Data interface
 To connect the balance to a printer, PC or other peripherals. Suitable for data transfer over large distances. Network in bus topology is possible


USB Data interface
 To connect the balance to a printer, PC or other peripherals


Bluetooth* Data interface
 To transfer data from the balance to a printer, PC or other peripherals


WIFI Data interface
 To transfer data from the balance to a printer, PC or other peripherals


Control outputs
 (optocoupler, digital I/O) To connect relays, signal lamps, valves, etc.


Analogue interface
 to connect a suitable peripheral device for analogue processing of the measurements


Interface for second balance
 For direct connection of a second balance


Network interface
 For connecting the scale to an Ethernet network


KERN Communication Protocol (KCP)
 It is a standardized interface command set for KERN balances and other instruments, which allows retrieving and controlling all relevant parameters and functions of the device. KERN devices featuring KCP are thus easily integrated with computers, industrial controllers and other digital systems


GLP/ISO log intern
 The balance displays weight, date and time, independent of a printer connection


GLP/ISO log Printer
 With weight, date and time. Only with KERN printers.


Piece counting
 Reference quantities selectable. Display can be switched from piece to weight


Recipe level A
 The weights of the recipe ingredients can be added together and the total weight of the recipe can be printed out


Recipe level B
 Internal memory for complete recipes with name and target value of the recipe ingredients. User guidance through display


Totalising level A
 The weights of similar items can be added together and the total can be printed out


Percentage determination
 Determining the deviation in % from the target value (100 %)


Weighing units
 Can be switched to e.g. nonmetric units. See balance model. Please refer to KERN's website for more details


Weighing with tolerance range (Checkweighing)
 Upper and lower limiting can be programmed individually, e.g. for sorting and dosing. The process is supported by an audible or visual signal, see the relevant model


Hold function
 (Animal weighing program) When the weighing conditions are unstable, a stable weight is calculated as an average value


Protection against dust and water splashes IPxx
 The type of protection is shown in the pictogram


Suspended weighing
 Load support with hook on the underside of the balance


Battery operation
 Ready for battery operation. The battery type is specified for each device


Rechargeable battery pack
 Rechargeable set


Universal plug-in power supply
 with universal input and optional input socket adapters for
 A) EU, CH, GB
 B) EU, CH, GB, US
 C) EU, CH, GB, US, AUS


Plug-in power supply
 230V/50Hz in standard version for EU, CH. On request GB, USA or AUS version available


Integrated power supply unit
 Integrated in balance. 230V/50Hz standard EU. More standards e.g. GB, USA or AUS on request


Weighing principle Strain gauges
 Electrical resistor on an elastic deforming body


Weighing principle Tuning fork
 A resonating body is electromagnetically excited, causing it to oscillate


Weighing principle Electromagnetic force compensation
 Coil inside a permanent magnet. For the most accurate weighings


Weighing principle Single cell technology
 Advanced version of the force compensation principle with the highest level of precision

Conformity Assessment
 The time required for conformity assessment is specified in the pictogram

DAkkS calibration possible (DKD)
 The time required for DAkkS calibration is shown in days in the pictogram

Factory calibration (ISO)
 The time required for Factory calibration is shown in days in the pictogram

Package shipment
 The time required for internal shipping preparations is shown in days in the pictogram

Pallet shipment
 The time required for internal shipping preparations is shown in days in the pictogram

* The Bluetooth® word mark and logos are registered trademarks owned by Bluetooth SIG, Inc. and any use of such marks by KERN & SOHN GmbH is under license. Other trademarks and trade names are those of their respective owners.